

# Andersen Middle School Back to School Information

July 2016

**Back to School Orientation:** Monday, August 1 3:00 - 7:00 pm  
Tuesday, August 2 3:00 - 7:00 pm (You can attend either session)

Fill out and bring all forms in your packet with you to orientation.

The purpose of this orientation is to minimize instructional interruptions when school begins. If you are unable to attend Orientation, please return all forms included in this packet to the school office by the first day of school.

## **Student Physical & Health forms:** Required for 2016/17 – Orientation Station One

6<sup>th</sup>, 7<sup>th</sup> & 8<sup>th</sup> gr. – Student Health/Emergency form (in packet)

Asthma action plan – as needed

7<sup>th</sup> gr. – Health Exam/Physical form with current immunizations

7<sup>th</sup> grade health forms are not in this orientation packet but were mailed home last April.

Additional copies are available online or from our school office.

8<sup>th</sup> gr. – Sports physical if participating in Athletics, forms are available online.

**Athletic Packet/Physical:** Any 7<sup>th</sup> or 8<sup>th</sup> grade student participating in Football, Cross Country, Volleyball, Wrestling, Track and Basketball must complete a sports packet that includes a sports physical before they can participate. These forms are available for you to print from the Andersen Middle School website (under the Activities, Athletics, and Facilities tab) or can be picked up from our school office. Students going out for Football and Volleyball should have their physical completed by the first day of school.

**Free/Reduced Meal Application:** Applications must be renewed every year to qualify for free or reduced meal prices. Applications are available on the Millard Public Schools webpage, Food Service tab. Applications are also available in Spanish and English in the AMS office.

**Parent/Student Contact Information:** If you have had a change of address, phone number or email over the summer, please stop in our office to update your information. Contact information is for school use only. Information changes made on the Student Health/Emergency form stays in the health office so make sure you also inform the AMS office of those changes.

**Millard Public Schools app:** The Millard Mobile app is powered by ParentLink and offers fast access to multiple resources all in one place. The app allows access to calendars, menus, social media, sports, contact information and more. Simply search “Millard Public Schools” in the iTunes and Google Play stores or just go to <https://mpsomaha.parentlink.net/m>.

**Campus Parent Portal Account:** This account will provide you access to your student’s attendance, grades, class assignments and more. To obtain a Campus Parent Portal account contact our support team, [ICParentContact@mpsomaha.org](mailto:ICParentContact@mpsomaha.org) or 402-715-8751.

**First Day of School:** Wednesday, August 10  
7<sup>th</sup> & 8<sup>th</sup> Grade - 7:45 to 10:15 am  
6<sup>th</sup> Grade – 11:15 to 3:00 pm (lunch served for 6<sup>th</sup> grade only)

**Open House:** Thursday, August 11  
6<sup>th</sup> Grade, 5:30-7:00 pm  
7<sup>th</sup> & 8<sup>th</sup> Grade, 6:30-8:00 pm

## 2016-2017 School Calendar

\*Middle and high school calendars vary and are available on their websites.

AUGUST					16
M	T	W	Th	F	
1	2	3	4	5	
8	9	10	11	12	
15	16	17	18	19	
22	23	24	25	26	
29	30	31			

SEPTEMBER					21
M	T	W	Th	F	
			1	2	
5	6	7	8	9	
12	13	14	15	16	
19	20	21	22	23	
26	27	28	29	30	

OCTOBER					7	11
M	T	W	Th	F		
3	4	5	6	7		
10	11	12	13	14		
17	18	19	20	21		
24	25	26	27	28		
31						

NOVEMBER					20
M	T	W	Th	F	
	1	2	3	4	
7	8	9	10	11	
14	15	16	17	18	
21	22	23	24	25	
28	29	30			

DECEMBER					15
M	T	W	Th	F	
			1	2	
5	6	7	8	9	
12	13	14	15	16	
19	20	21	22	23	
26	27	28	29	30	

JANUARY					18
M	T	W	Th	F	
2	3	4	5	6	
9	10	11	12	13	
16	17	18	19	20	
23	24	25	26	27	
30	31				

Aug. 10	First Day for Students
Sept. 5	No School - Labor Day
Oct. 11	End of First Quarter
Oct. 12-14	No School - Conferences/Work Day/Professional Development
Nov. 24-25	No School - Thanksgiving Break
Dec. 21	First Semester Ends
Jan. 5	Second Semester Begins
Jan. 16	No School - Martin Luther King Jr. Day
Feb. 16-17	No School - Conferences/Professional Development
Feb. 20	No School - Presidents' Day
Mar. 17	End of Third Quarter
Mar. 20-24	Spring Break
May 5	Half-Day for Middle Schools (5th Grade Orientation)
May 30	Last Day of School (half-day)
May 27	Graduation on Saturday of Memorial Day Weekend

This calendar includes four days of school in quarter 4 that may be used in case of inclement weather. If fewer (or more) days are used, the last day of school will be adjusted accordingly.

Quarter Dates/Student Days	
Oct. 11	44 days
Dec. 21	46 days 90
Mar. 17	48 days
May 30	42 days 90
<b>Total</b>	<b>180 days</b>

☐ No School for Students  
 ☐ Make-up snow days

FEBRUARY					17
M	T	W	Th	F	
		1	2	3	
6	7	8	9	10	
13	14	15	16	17	
20	21	22	23	24	
27	28				

MARCH					13/5
M	T	W	Th	F	
		1	2	3	
6	7	8	9	10	
13	14	15	16	17	
20	21	22	23	24	
27	28	29	30	31	

APRIL					20
M	T	W	Th	F	
3	4	5	6	7	
10	11	12	13	14	
17	18	19	20	21	
24	25	26	27	28	

MAY					17
M	T	W	Th	F	
1	2	3	4	5	
8	9	10	11	12	
15	16	17	18	19	
22	23	24	25	26	
29	30	31			

JUNE				
M	T	W	Th	F
			1	2
5	6	7	8	9
12	13	14	15	16
19	20	21	22	23
26	27	28	29	30

JULY				
M	T	W	Th	F
3	4	5	6	7
10	11	12	13	14
17	18	19	20	21
24	25	26	27	28
31				

## Andersen Middle School Calendar Dates for 2016-2017

<b>Back to School Fall Orientation</b>	Monday, Aug. 1 Tuesday, Aug. 2	3:00-7:00 PM 3:00-7:00 PM
<b>First Day of School</b>	Monday, Aug. 10	7 <sup>th</sup> & 8 <sup>th</sup> Grade: 7:45 AM-10:15 AM 6 <sup>th</sup> Grade: 11:15 AM-3:00 PM Lunch will be served for 6 <sup>th</sup> grade only
<b>Open House</b>	Thursday, Aug. 11	6 <sup>th</sup> Grade: 5:30-7:00 PM 7 <sup>th</sup> & 8 <sup>th</sup> Grade: 6:30-8:00 PM

### Term Dates

Term 1: Aug. 10 – Sept. 23
Term 2: Sept. 26 – Nov. 4
Term 3: Nov. 7 – Dec. 21
Term 4: Jan. 5 – Feb. 15
Term 5: Feb. 21 – April 7
Term 6: April 10 – May 30


### Student Led Conferences

Monday, Oct. 10, 2016	4:00 PM-8:00 PM
Tuesday, Oct. 11, 2016	4:00 PM-8:00 PM
Monday, Feb. 13, 2017	4:00 PM-8:00 PM
Tuesday, Feb. 14, 2017	4:00 PM-8:00 PM

<b>MPS Music Events For AMS</b>	Aug. 16 Oct. 18 Oct. 20 Oct. 20 Nov. 3 Nov. 17 & 18 Dec. 8 Dec. 13 Dec. 15 Jan. 30 Jan. 30 Feb. 25 March 7 March 7 March 9 April 13 April 20 April 29 May 8 May 16 May 18	Instrumental Display Night @ BMS AMS Bands Fall Festival Concert (all bands) AMS 7 <sup>th</sup> /8 <sup>th</sup> Grade Cluster Orchestra rehearsal @ MSHS 7 <sup>th</sup> /8 <sup>th</sup> Grade Cluster Orchestra Concert @ MSHS 8 <sup>th</sup> Grade All Millard Choral Festival @ MSHS AMS Musical @ MSHS Winter Festival Band Concert (all bands) @ AMS 6 <sup>th</sup> /7 <sup>th</sup> Grade Choir & Show Choir Concert @ AMS AMS 6 <sup>th</sup> /7 <sup>th</sup> /8 <sup>th</sup> Grade Orchestra Concert @ AMS MPS 8 <sup>th</sup> Gr. Orchestra Festival rehearsal @ MWHS MPS 8 <sup>th</sup> Gr. Orchestra Festival Concert @ MWHS Southside Orchestra Clinic @ AMS 5 <sup>th</sup> Gr. Recruiting/Cluster Concert rehearsal @ AMS Cluster Concert (all bands) @ AMS Talent Show @ AMS AMS 6 <sup>th</sup> /7 <sup>th</sup> /8 <sup>th</sup> Grade Orchestra Concert @ AMS 6 <sup>th</sup> / 7 <sup>th</sup> Gr. Choir & Show Choir Concert @ AMS Millard Solo & Ensemble Band Festival @ RMS 6 <sup>th</sup> Gr. Pyramid Choral Concert @ AMS 8 <sup>th</sup> Gr. Choir/Band/Orch. Finale Concert @ AMS AMS Band Honors' Night (all bands) @ AMS	5:15 PM 7:00 PM 4:30 PM 7:00 PM 4:00 PM 7:00 PM 7:00 PM 7:00 PM 7:00 PM 11:30-2:30 PM 7:00 PM 10:00-2:00 PM 5:00 PM 7:00 PM 3:15 PM 7:00 PM 7:00 PM All Day 1:45 PM 7:00 PM 6:00 PM
-------------------------------------	---	--	---

<b>5<sup>th</sup> Grade Parent Orientation Night</b>	May 4, 2017	6:00 PM
<b>5<sup>th</sup> Grade Visitation Day</b>	May 5, 2017	½ day for AMS students
<b>8<sup>th</sup> Grade Recognition Night</b>	May 8, 2017	7:00 PM
<b>7<sup>th</sup> Grade Recognition Program</b>	May 9, 2017	1:30 (7B) 2:15 (7A) PM
<b>6<sup>th</sup> Grade Recognition Program</b>	May 10, 2017	1:30 (6A), 2:00 (6B) & 2:30 (6C) PM
<b>8<sup>th</sup> Grade Farewell</b>	May 15, 2017	3:30-6:00 PM

# Andersen Middle School School Supply List



Supplies will need to be replenished during the school year.

## Suggested daily school supplies for all students

- 3 boxes of tissue/3 bottles of hand sanitizers
- 1 Eraser
- 1 Highlighter (yellow recommended)
- 2 packages of loose leaf **wide-ruled** notebook paper
- 3 x 5 Index cards (7<sup>th</sup> & 8<sup>th</sup> graders only)
- 1 Pencil pouch (zipper or closed pouch)
- 4 Pens (black or blue)
- 1 Red pen
- Box of 12 #2 Pencils
- Box of 24 colored pencils
- 1 clear protractor
- Backpack/carrying bag (Needs to fit inside of standard locker)

Materials for basic projects will be provided; however, students who select specialized projects may be required to purchase extra materials. To defray the cost of specialized projects, students may donate materials, or equipment. Students who qualify for free and reduced waivers should inform their instructors.

Optional- Scientific calculator labeled with your name.

## Additional supplies

**6<sup>th</sup> grade students need:** Additional supplies may be needed, check with your teachers the first week of school.

- Box 8-16 of crayons
- 4 spiral notebooks
- Composition Notebook for Math class

May choose from:

- 1 three ring notebook (1  $\frac{1}{2}$ " or 2"- without a zipper) + 1 package of 8 tab storage dividers, or regular binder w/ 5 individual folders, or an accordion-style binder

**7<sup>th</sup> grade students need:**

- 1 package of 8 tab storage dividers (for use in a 3 ring binder)
- 1 three ring notebook (without a zipper) preferred size is 1 $\frac{1}{2}$ " or 2" inch (NO BIGGER)

**8<sup>th</sup> grade students need:**

- 7 two pocket folders
- 5 spiral notebooks
- 1 three ring notebook
- 1.5 inch three ring binder for ALL math students

Student Name \_\_\_\_\_  
 Grade \_\_\_\_\_

# Back to School Orientation Check-off Sheet

## Orientation Schedule:

**Monday, August 1**      3:00-7:00 pm  
**Tuesday, August 2**    3:00-7:00 pm

**Students need to complete this sign-off sheet before their class schedule will be released.**

Staff Sign-off

<b>Check-in Station:</b> Commons Area - <u>Check in by grade level</u> \$                      Pick up photography order form Turn in COPPA Compliance form	
<b>Station One:</b> Information Center - <u>Student Health</u> Student Health/Emergency form – 6 <sup>th</sup> , 7 <sup>th</sup> & 8 <sup>th</sup> grade Turn in Physical forms: 7 <sup>th</sup> gr. turn in to Nurse 8 <sup>th</sup> gr. sports physicals turn in to Mr. Eastridge	
<b>Station Two:</b> Cafeteria - <u>Breakfast/Lunch Account &amp; Yearbook</u> \$                      Breakfast/Lunch code Put money in lunch account (checks payable to Millard Hot Lunch)  \$                      Cafeteria - Yearbook Order Yearbook - \$30.00 (checks payable to AMS)	Stations two, three and four can be completed in any order if lines are long
<b>Station Three:</b> Gym - <u>Student Pictures</u> – located in the Cafeteria \$                      Student ID Picture (required for all students) Student Pictures (if ordering, checks payable to Inter-State Studio)	
<b>Station Four:</b> Cafeteria – <u>Student Leo Conferences</u> Turn in Conference appointment form  \$                      Cafeteria – <u>Wolverine Pride</u> Turn in Wolverine Pride membership donation form  \$                      Cafeteria - <u>Bus Tickets</u> Required stop for families using MPS transportation to/from school Purchase Bus Tickets (checks payable to Andersen Middle School) Bus Pals Application (for students on Free/Reduced meals)	
<b>Station Five:</b> Commons - <u>Class Schedules</u> – Check in by grade level! Schedules are being provided to you today. *Some schedules may include special handouts. Required changes to class schedules should be reported to the office	


## LOCKER DAYS

**DATES & TIME:** Monday & Tuesday during orientation, 3:00-7:00 p.m.

**WHERE:** Meet in the locker areas

**WHAT:** Take a guided tour of the building  
 Tours provided by Andersen Ambassadors  
 Find your locker and practice the combination

**FOR:** All new students to Andersen (this includes all 6<sup>th</sup> graders)



## Millard Public Schools COPPA Compliance Form

Dear Parents of school-aged children under the age of 13,

In order for schools within the Millard Public Schools to continue to be able to provide your student with the most effective web-based tools and applications for learning, they need to abide by federal regulations that require a parental signature as outlined below.

Our District utilizes several computer software applications and web-based services, operated not by this school, but by third parties. A complete list of the programs with the privacy policy for each can be found on our District website under the technology page at <http://technology.mpsomaha.org>.

In order for our students to use these educational programs and services, certain personal identifying information, which may consist of the student's name, username, District e-mail address, grade level, age and/or date of birth, may be provided to the website operator strictly for educational purposes. Under federal law entitled the Children's Online Privacy Protection Act (COPPA), these websites must provide parental notification and obtain parental consent before collecting personal information from children under the age of 13. For more information on COPPA, please visit <http://www.ftc.gov/privacy/coppafaqs.shtm>.

The law permits schools such as ours to consent to the collection of personal information on behalf of all of its students strictly for educational purposes, thereby eliminating the need for individual parental consent given directly to the website operator.

This form, when completed below and on file with the District, will constitute consent for our schools to provide personal identifying information to operators of approved web-based educational programs and services strictly for educational purposes.

Please be aware that as Millard Public Schools moves forward with integrated technology as part of your child's education, failure to complete this form may result in your child not being able to utilize applications and web-based services as part of the classroom instruction.

Student Name: \_\_\_\_\_

Parent/Guardian Name (PLEASE PRINT): \_\_\_\_\_

Parent/Guardian Signature: \_\_\_\_\_

Date: \_\_\_\_\_

## Millard Public Schools Parent Permission Form

Dear Parents of school-aged children the age of 13 and older,

In order for schools within the Millard Public Schools to continue to be able to provide your student with the most effective web-based tools and applications for learning, they need to abide by federal regulations that require a parental signature as outlined below.

Our District utilizes several computer software applications and web-based services, operated not by this school, but by third parties. A complete list of the programs with the privacy policy for each can be found on our District website under the technology page at <http://technology.mpsomaha.org>.

In order for our students to use these educational programs and services, certain personal identifying information, which may consist of the student's name, username, District e-mail address, grade level, age and/or date of birth, may be provided to the website operator strictly for educational purposes. These websites must provide parental notification and obtain parental consent before collecting personal information from children the age of 13 and older.

School law permits schools such as ours to consent to the collection of personal information on behalf of all of its students strictly for educational purposes, thereby eliminating the need for individual parental consent given directly to the website operator.

This form, when completed below and on file with the District, will constitute consent for our schools to provide personal identifying information to operators of approved web-based educational programs and services strictly for educational purposes.

Please be aware that as Millard Public Schools moves forward with integrated technology as part of your child's education, failure to complete this form may result in your child not being able to utilize applications and web-based services as part of the classroom instruction.

Student Name: \_\_\_\_\_

Parent/Guardian Name (PLEASE PRINT): \_\_\_\_\_

Parent/Guardian Signature: \_\_\_\_\_

Date: \_\_\_\_\_

# HEALTH EMERGENCY FORM

Side one of this document must be reviewed yearly.

Student Name: \_\_\_\_\_ Male \_\_\_\_\_ Female \_\_\_\_\_ DOB \_\_\_\_\_  
Address: \_\_\_\_\_ Phone \_\_\_\_\_  
Teacher/Grade \_\_\_\_\_

Please list any Health Issues or Allergies we should be aware of: \_\_\_\_\_  
\_\_\_\_\_

Medications taken at home: \_\_\_\_\_

Medications taken at school: \_\_\_\_\_

In case of emergency or illness, list all numbers where you can be reached:

Parent(s)/Guardian(s) Name	Work Place/Hrs.	Work Phone#	Cell phone #
----------------------------	-----------------	-------------	--------------

Parent(s)/Guardian(s) Name	Work Place/Hrs.	Work Phone#	Cell phone #
----------------------------	-----------------	-------------	--------------

Parent(s)/Guardian(s) Name	Work Place/Hrs.	Work Phone#	Cell phone #
----------------------------	-----------------	-------------	--------------

Custodial Parent: (if legal custody has been set)

In case of an emergency, and the above cannot be reached, I authorize the school district to contact and release the student to the following persons in the order designated.

Name	Relationship	Home Phone#	Cell Phone#	Work phone #
------	--------------	-------------	-------------	--------------

Name	Relationship	Home Phone#	Cell Phone#	Work phone #
------	--------------	-------------	-------------	--------------

Daycare Provider: \_\_\_\_\_ Phone \_\_\_\_\_ Cell \_\_\_\_\_

Physician: \_\_\_\_\_ Phone \_\_\_\_\_

Dentist: \_\_\_\_\_ Phone \_\_\_\_\_

Life threatening health information will be shared with building staff members who work with your student. If you do not want to have non-life threatening health information shared with staff members, other than the building administrator(s) and school nurse, please send written documentation to the school nurse.

During normal school hours in life threatening situations, 911 will be called. If severe Asthma or Allergic reaction occurs, 911 will be called, injected Epinephrine will be administered, followed by nebulized Albuterol. Please inform the school nurse in writing if your student has a medical condition that would require this not to be implemented.

Parent/Guardian Signature (required): \_\_\_\_\_ Date \_\_\_\_\_





**Millard Public Schools**

**Student Asthma/Severe Allergy Information**

Side two of this document needs to be completed ONLY if your child has asthma or severe allergies.

Student Name: \_\_\_\_\_ Male \_\_\_ Female \_\_\_ DOB \_\_\_\_\_

Address: \_\_\_\_\_ Phone: \_\_\_\_\_

Parent/Guardian: \_\_\_\_\_

Physician Treating Asthma: \_\_\_\_\_ Phone: \_\_\_\_\_

Current status of your child's Asthma (please mark one) Mild \_\_\_ Moderate \_\_\_ Severe \_\_\_

Does your child use an "as needed" Inhaler Yes \_\_\_ No \_\_\_

If yes, Inhaler Name: \_\_\_\_\_

Does your child require any medication at school for Asthma? Yes \_\_\_ No \_\_\_

Does your child use a Peak Flow Meter? Yes \_\_\_ No \_\_\_

Students Normal Peak Flow's	Green Zone: _____	Action: Green Zone: _____
	Yellow Zone: _____	Action: Green Zone: _____
	Red Zone: _____	Action: Green Zone: _____

Asthma Medication(s) taken: \_\_\_\_\_

Please identify the things that trigger an asthma episode for your child: \_\_\_\_\_

**Severe Allergy Information**  
Complete this ONLY if Your Student has SEVERE Allergies

My child has a severe allergic reaction to the following: \_\_\_\_\_

Action taken for mild reaction: \_\_\_\_\_

Action taken for severe reaction: \_\_\_\_\_

Allergy medication(s) taken at home: \_\_\_\_\_

Allergy medication(s) taken at school: \_\_\_\_\_

Comments/Special Instructions: \_\_\_\_\_

\_\_\_\_\_

\_\_\_\_\_

\_\_\_\_\_

# Yearbook Sales

Preorder your Andersen Middle School Yearbook during Back to School Orientation. This is the least expensive time of the year to pre-order.

Fill out the bottom portion of this form and staple your cash or check for \$30 to the form (Make checks payable to AMS). During Orientation you can drop off your order at station two located in the center of the cafeteria.

Receipts for these orders will be issued to students at Orientation, or the first week of school.

Yearbook Pricing: August 1 to December 21-----\$30  
After January 5, Yearbooks will be sold for \$35  
There is a limited number of yearbooks available after Jan. 5, so reserve your book early.



Cut here and attach payment-----

Student Name \_\_\_\_\_

Student Grade this year \_\_\_\_\_

Check number \_\_\_\_\_ Cash \_\_\_\_\_

*If you have more than one student and wish to purchase additional yearbooks, fill out the below information. Then attach the total amount in the form of cash or check.*

Student Name \_\_\_\_\_

Student Grade this year \_\_\_\_\_

Check number \_\_\_\_\_ Cash \_\_\_\_\_

# Student ID & Photo Packages

Inter-State Studios will be taking student ID pictures during Back to School Orientation, Aug. 1 & 2. Upon checking in at orientation you will receive a Picture Day flyer. Use the Picture Day flyer to order school pictures at station three.

Student ID Picture – Required for all students (no cost)

Student Pictures – If ordering, please make checks payable to: Inter-State Studio, Inc.

## Prices for 2016-2017

					Price
1.	2 – 8x10	4 – 5x7	2 – 3x5	15 Wallets	\$32.00
2.	1 – 8x10	4 – 5x7	2 – 3x5	15 Wallets	\$28.00
3.	2 – 8x10	4 – 5x7	2 – 3x5	6 Wallets	\$26.00
4.	1 – 8x10	2 – 5x7	4 – 3x5	9 Wallets	\$23.00
5.	2 – 8x10		2- 3x5	9 Wallets	\$20.00
6.			4 – 3x5	12 Wallets	\$17.00
7.		1 – 5x7	2 – 3x5	9 Wallets	\$16.00
8.			2 – 3x5	3 - Wallets	\$5.00

## Add on Packages

1 – 8x10	\$6.00
2 – 5x7	\$6.00
9 – Wallets	\$6.00
4 – 3x5	\$6.00
1 – My Digital Portait CD	\$12.00
1 – Calendar	\$7.00
4 – Wallet Magnets	\$10.00

# Student Led Conferences 2016/17

All conferences at Andersen Middle School are in the format of Student Led Conferences. Students are an integral part of conferences, and their families will have a twenty-minute reserved time set aside for them to visit with the team teachers. Another thirty minutes should be used the same evening to visit the exploratory classes.

Please provide the information requested below. Every effort will be made to schedule the preferred time(s) selected. Families will receive a confirmation letter including the date and time of the appointment scheduled.

Adult(s) that will attend the conference: (please print first and last name)

Last Name	First Name

Student Name(s): ~~one sheet per family~~

Last Name	First Name	Grade

We will attempt to schedule conference times for siblings on the same day within the same time frame.

Please check the date/time in order of preference. #1 would be your first choice. #2 is your second choice. If you do not have a preference, a conference time will be scheduled for you.

- |                           |                   |       |
|---------------------------|-------------------|-------|
| Monday, October 10, 2016  | 4:00 PM – 5:00 PM | _____ |
| Monday, October 10, 2016  | 5:20 PM – 6:00 PM | _____ |
| Monday, October 10, 2016  | 6:20 PM – 7:20 PM | _____ |
| Tuesday, October 11, 2016 | 4:00 PM – 5:00 PM | _____ |
| Tuesday, October 11, 2016 | 5:20 PM – 6:00 PM | _____ |
| Tuesday, October 11, 2016 | 6:20 PM – 7:20 PM | _____ |
|                           | Any time is fine! | _____ |

Special Time Request (requests are first come/first serve and based on availability). Please list in 20 minute increments, ex: 5:20-5:40 PM or 7:00-7:20 PM. \_\_\_\_\_

A letter will be mailed to you confirming your scheduled conference time



**Join today!**  
**Become a member of**  
**Wolverine Pride**  
**2016-2017**

Parents,

We are very excited to kick off a new school year. Each year we look to our parents to help provide support needed for special activities. Please help us encourage your child to get involved in the many activities, clubs, and sports offered at Andersen. We know that students who become involved in school activities are more successful and are happier with their school experience. Many of these activities offered at AMS require additional funding and since we no longer participate in outside school fund raisers, we have created a booster club for parents to join to show their support. Please consider joining Andersen's Parent Booster Club, **Wolverine Pride**.

Join 2016/17 **Wolverine Pride** booster club by writing a donation check to *Andersen Middle School*. A suggested donation of \$20.00 would be greatly appreciated from each AMS family. All donors will receive a receipt for tax purposes and a **Wolverine Pride** cling to proudly display your support. Members of **Wolverine Pride** are proudly displayed outside the AMS office.

**Our goal is to collect \$8,000 to help pay for the following:**

- Team Money - This pays for team day activities and off-sets field trip costs
- Support for Andersen club activities
- Andersen Middle School Scholarships
- Music contest entry fees and bus transportation
- Athletic uniforms and equipment
- School Improvement
- Teacher Appreciation Week

*Thank you for being involved and supporting  
the programs that enrich your child's educational experience at Andersen*

# Wolverine Pride 2016-2017

Yes, I would support Andersen Middle School and become a member of Wolverine Pride.

Name: \_\_\_\_\_

Address: \_\_\_\_\_

\_\_\_\_\_

Donation amount: \_\_\_\_\_ \$1.00-\$25.00 Wolverine Pack  
\_\_\_\_\_ \$26.00 - \$100.00 Wolverine Spirit  
\_\_\_\_\_ \$101.00 and above Wolverine Pride

Thank you for your support. Your receipt for tax purposes and Wolverine Pride cling will be mailed to your home address.

-----

*Attach check here*

-----

For Office Use Only

Date: \_\_\_\_\_

Amount received \_\_\_\_\_ Check # \_\_\_\_\_ Cash \_\_\_\_\_

School Official Signature: \_\_\_\_\_

Andersen Middle School  
15404 Adams Street  
Omaha, NE 68137

# millard

PUBLIC SCHOOLS

Andersen Middle School • 15404 Adams St. • Omaha, NE 68137 • 402-715-8440 • Fax 402-715-8410


## Bus Pals

Bus Pals is a program that provides transportation assistance to those families that qualify for free or reduced price meals and are unable to provide transportation for their students to attend school on a regular basis.

If you are interested in receiving assistance with bus tickets, you can simply follow these steps.

1. Make sure you complete and submit a Free and Reduced Meal Application for the 2016/17 school year. On the Free and Reduced Meal application you will need to complete the sharing information section. This will give your consent to share information with all assistance programs/services.
2. If eligible your student will receive free bus tickets as needed.
  - a. You must qualify for free or reduce lunch meal prices.
  - b. You must currently live in a busing neighborhood.
  - c. You must return this form or notify the school of your request to participate.
3. Rules for Bus Pals:
  - a. Students may not lend bus tickets to their friends.
  - b. If a student loses their bus tickets it is the responsibility of the parent to replace them.
  - c. A new packet of bus tickets can only be issued every 10 school days.
  - d. Bus Pal tickets may be picked up before school in the cafeteria from Mrs. Hamilton.
  - e. Bus Pal tickets will be issued upon approval.

If you have questions regarding Bus Pals or the transportation of your student please feel free to call.



Mrs. Elisabeth Hamilton  
Bus Pals Coordinator  
402-715-8443

Our family meets all the qualifications for Bus Pals.  
Upon approval, issue bus tickets to:

Parent's Name: \_\_\_\_\_

Address: \_\_\_\_\_ zip: \_\_\_\_\_

Sub Division/Neighborhood: \_\_\_\_\_

Phone: \_\_\_\_\_

Student's Name:

1. \_\_\_\_\_

2. \_\_\_\_\_

3. \_\_\_\_\_

Return this completed registration form to Andersen Middle School

There are two electronic options to stay connected with your student's academic progress information: MPS Mobile App & IC Parent Portal. Both can be accessed on a computer or Smartphone.

This brochure describes how to use the IC Parent Portal.



## Welcome to the Millard Public Schools Infinite Campus Parent Portal



### What is the Infinite Campus Parent Portal?

The Parent Portal provides access to information about your student's **attendance, grades, class assignments**, and more. In the future, IC Parent Portal will be used for high school registration course request approval.

### Who can access the Parent Portal?

A Portal account free to any parent and/or guardian with students attending Millard Public Schools. Additionally, any adult with educational records rights to student information can also obtain an IC Parent Portal account log in.

### How do I obtain a Parent Portal account?

Contact our support team, [ICParentContact@mpsomaha.org](mailto:ICParentContact@mpsomaha.org) OR 402-715-8751. After confirmation of approved access to educational records, a team member will supply you with your IC Portal username, initial password, and activation code.

### How do I log in?

Open an Internet Browser to: <https://www.campus.mpsomaha.org/campus/portal/millard.jsp>

Enter your **Parent Portal user name** and **password**.

### How do I navigate the Parent Portal?

Once logged into the Parent Portal, the homepage displays navigational links on the left and on the top.

Parent Portal home page view with more than one child

SELECT A STUDENT

Family

Messages

Calendar >

To Do List >

User Account

Contact Preferences >

MILLARD PUBLIC SCHOOLS

District Notices - 3 messages

[ 02/06/2014 ]  
NOTE \*\*\*\*\*  
Infinite Campus will experience a short down-time Thursday ev  
10-15 minutes before attempting to login again. Thank you for  
\*\*\*\*\*

[ 01/30/2014 ]  
FOR MOBILE USERS: Our District ID is RWGCGXN

[ 06/10/2011 ]  
**PASSWORD REQUIREMENTS**  
Passwords MUST be a minimum of 8 characters  
At least two of the eight characters must be numbers.  
At least two of the eight characters must be letters.  
Please use ONLY LETTERS AND NUMBERS in passwords.

If you have more than one student, you will have to **Select a Student** from the drop down menu at the top of the Parent Portal home page.

#### Family link:

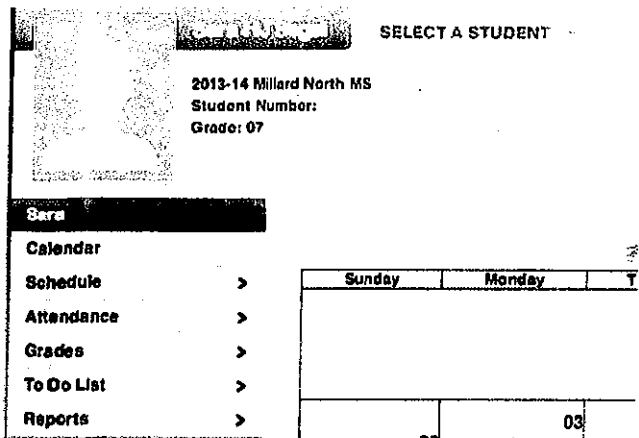
- **Messages:** Displays all messages from the district and/or staff
- **Calendar:** Displays a monthly view of assignments, attendance, and events
- **To Do List:** Indicates assignment due dates

#### User Account link:

- **Contact Preferences:** For each type of message (Emergency, Attendance, Behavior, General Notification, Priority Notification, Teacher) select how you prefer to receive that message.



**Selected Student View and/or Parent View with only one child**



Once you have selected the child you want to view, you will find the following information on that student:

- **Calendar**
- **Schedule**
- **Attendance**
- **Grades**
- **To Do List**
- **Reports**

**Calendar:** Individual student calendar displays a monthly view of assignments, attendance, and events.

**Schedule:** Allows you to see detailed information for each class.

Click on the word Schedule and select a subject to view the Grading Task Summary.

- **Grading Task Summary:** Displays the grade for the course.
  - Final grades display in a green box. A current in-progress grade displays in a yellow box. A white box indicates a grade is not available at this time.
- **Term Detail:** Displays name of assignment and student's score. This may include teacher comments.
- Clicking on the assignment name provides additional information.

**Grades:** Provides a general overview of grades

- This section lists the in progress and term grades.

**To Do List:** A lists of upcoming and past due assignments.

**Reports:** A selection of reports run for selected individual student. These reports vary by school.

**How do I contact a teacher?**

An email link to a teacher is available under the course name in the **Schedule** window. Right click on the teachers name to copy the email address and paste it into your email message to the teacher.

**Did you Log Off?**


When you are finished using the Parent Portal, be sure to click the **Log Off** link.

**Did you know there is an IC Mobile App?**

Click the link on the Parent Portal home page and follow the directions.

The District ID for the mobile app: **RWG CXN**

**Get into Anytime Anywhere**



**One Touch. Tons of Info.**

Anytime, anywhere access

Get your Campus Portal information when you want it from your mobile device.

**Download the App**

Click on the District Campus Portal app icon from any of the following app stores.



**Launch the Campus App and Enter your District ID**

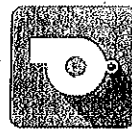


Follow Steps:  
 1. App Store (District ID: RWG CXN)

**Enter Portal Account to Sign in**

Enter your Campus Portal Username and Password  
 Select a valid account

**Help**

For help, review the user guide requirements or contact your district support team.



---

## **MILLARD PUBLIC SCHOOLS, THERE'S AN APP FOR THAT!**

*Search the app store for Millard Public Schools today*

Did you know Millard Public Schools is mobile? The Millard Mobile App is powered by ParentLink and offers fast access to multiple resources all in one place. Anyone is welcome to download the app to access the district and school calendars, breakfast and lunch menus, social media, sports scores, contact information and more. The app is available for free for both Apple and Android mobile devices. Simply search "Millard Public Schools" in the iTunes and Google Play stores. Have a Windows phone or prefer to look at the app on your computer? Easy! Just go to <https://mpsomaha.parentlink.net/m>.

The MPS Mobile app lets you select the schools you want to follow, the sports, calendars and more. This tool is especially powerful for families. All parents and guardians and all secondary students may log in to the app for quick access to student schedules, grades and library books currently checked out. For those hard-to-find library books hiding somewhere in the house, parents will enjoy the app's picture of the cover of the books! If parents and guardians did not receive their email with log in and password information, the school secretary will be able to help. Students may log in with their tech id and password.

Millard Public Schools can also be found on our blog at [www.proud2bmps.com](http://www.proud2bmps.com), on Facebook at [www.Facebook.com/MillardPublicSchools](http://www.Facebook.com/MillardPublicSchools) and on Twitter @MillardPS. All of these are easily accessible on the new MPS Mobile App. For more information about the new MPS Mobile App, contact the district communications at [mpscommunicates@mpsomaha.org](mailto:mpscommunicates@mpsomaha.org) and at 402.715.8200.